

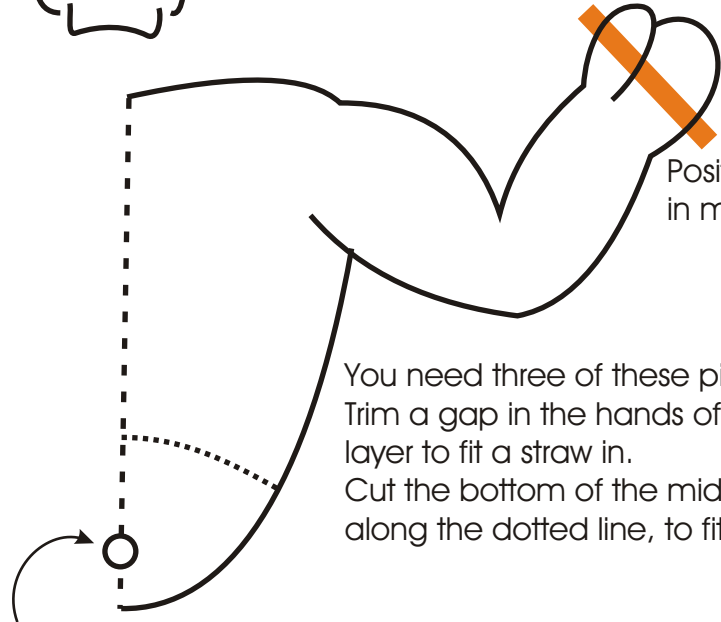


instructables.com
THE WORLD'S BIGGEST SHOW & TELL



You need one head-piece.




Position of straw
in middle layer

You need three of these pieces.
Trim a gap in the hands of the middle
layer to fit a straw in.
Cut the bottom of the middle layer off
along the dotted line, to fit in the legs.

Fold the paper along
the dashed lines before
cutting out the torso and
leg templates

Pierce matching holes in
the torso and leg pieces.



You need one pair of legs.

Full instructions at www.instructables.com