

# The collective





Guideline: project circus Woesh: The Metrojuggle



The swing is a circus instrument accessible to all, for people with and without disabilities (wheelchair person). The games are adapted to the user's needs and desires. Meanwhile, it tests motor skills, lateralisation of the hand and social contact. An open design (materials that can be found everywhere) is used. The construction is ergonomic so that users can function as optimally as possible. Moreover, the construction is modular, e.g. the amount of tubes can be adjusted.

A large construction is more fun to play with (more interactive) and clearer about what needs to be done.

## How to assemble the construction

<p>1) Get all the materials from the toolbox</p> 	<p>2) Place the impeller and weights (with a bolt) on the tube</p> 
<p>3) Open the hinge and take out the short tube</p> 	<p>4) Place 2 large tubes on the short tube and put them back in the right place. Close the hinge</p> 

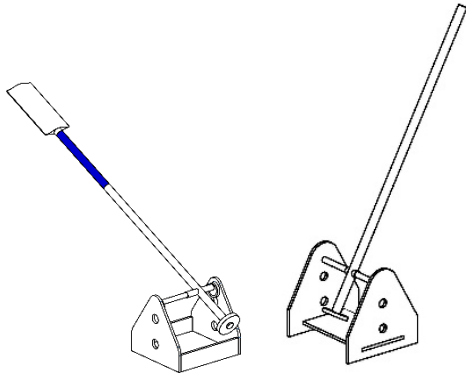
Link naar filmpjes van de games:

<https://youtu.be/rSgciHJ-nsM>

## The Games/exercises

The games can also be played with an impeller. This is placed on top of the tube. The impeller serves partly to control the speed of the tube. When the impeller is on, the tube goes slower. When the impeller is not on, the tube goes faster.

### Games with one tube:



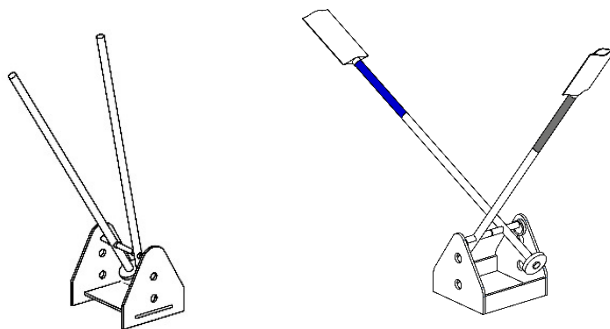
#### One person:

Push at the top: hold 1 tube and push to the other side.

#### Two persons

Push at the top: hold 1 tube and push to the other side, when the tube is on the other side, the other person pushes it back.

### Games with two tubes:



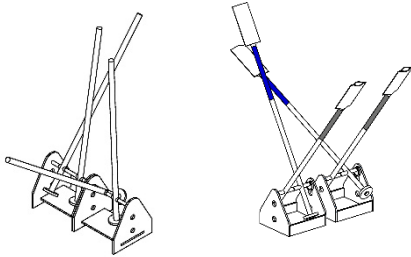
#### One person:

Push at the top: hold 2 tubes and pushes to the other side.

#### Two persons:

Push at the top: hold 2 tubes and pushes to the other side, when the tubes are on the other side, the other person pushes it back.

## Games with multiples tubes:



### One person:

Push at the top: push 1 bar to the other side, then exactly the same with another bar (constantly playing with those 2 tubes) + can be graded to 3+ tubes → variation without colours.

Push at the top: push 1 bar (the blue one) to the other side, then exactly the same with the black bar → variation with colours.

Push at the top: push the 2 blue bars to the other side, then exactly the same with the 2 black bars (constantly playing with those 4 tubes) → variation with colours.

### Two persons:

Push at the top: push 2 tubes to the other side, then push the middle tube (constantly playing with those 3 tubes) + can be graded (according to order).

Push at the top: one person pushes the 2 middle bars to the other side and the other person pushes the 2 outer bars to the other side (so you constantly alternate between middle and outer).

You can do exact the same thing based on the colours (one pushes the 2 blue and the other pushes the 2 black bars).