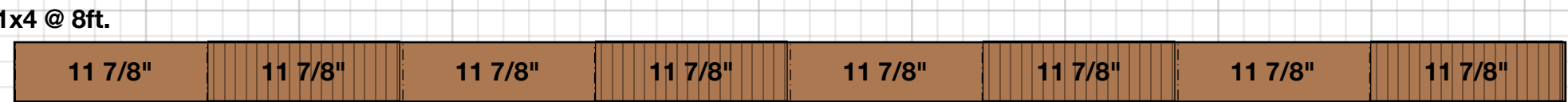
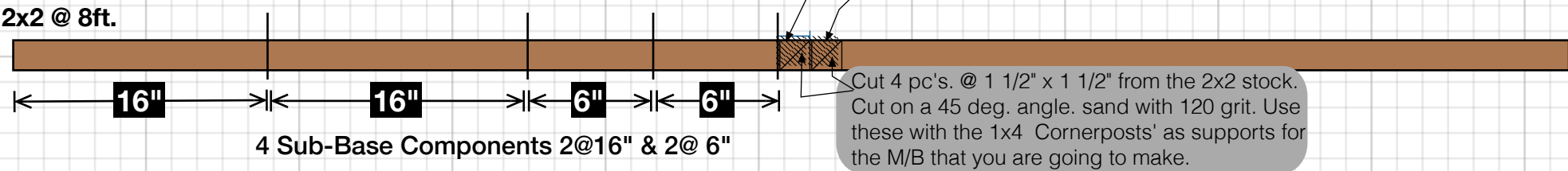
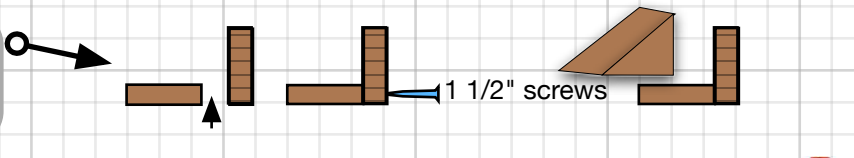


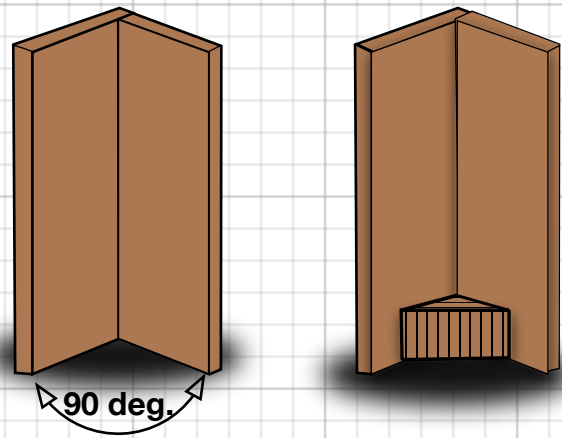
Additional Materials



Side View: Cornerposts: Take 2 pieces and glue and screw as shown. Repeat with the remaining pieces. We need 4 cornerposts. Use Glue & clamps. Drill 4 holes into each cornerpost. 4 screws @ 2" per cornerpost. As shown. Start and finish with a screw located 1 1/2" from the top and 1 1/2" from bottom.




Ensure 90 deg. top and bottom before adding the 'corner blocks'.



Now, take the Corner blocks you cut at 45 deg. earlier from the 2x2 stock and attach to the bottom with glue and a pinner. Note the orientation of the block.

4 Corner Blocks (Base Plate Supports)

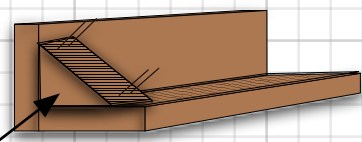
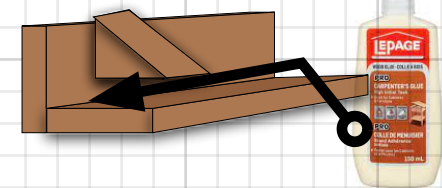


Glue & Clamp



to make one cornerpost Repeat 3 times

Glue & Clamp & 1" pins on 45 deg.



Base Plate

5/8" thick mdf board
Cut @ 11" x 18".



Clean & *Painted (opt.)