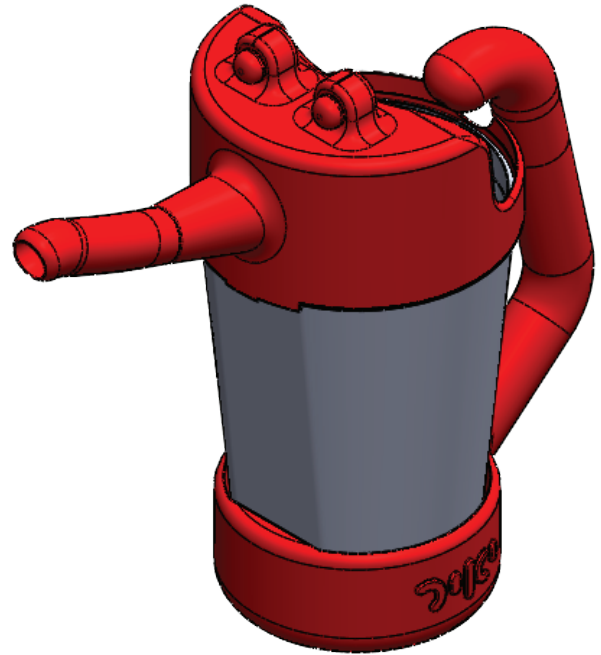
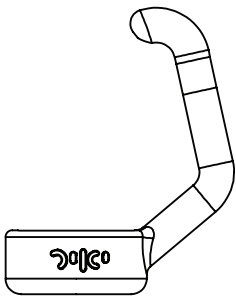


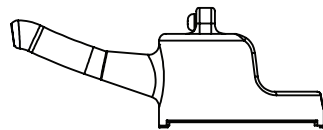
FIXPERTS/ Production instructions for: Limited grip Funnel



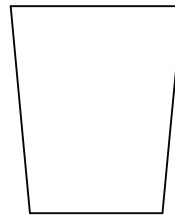
parts



1



2



3

BOM

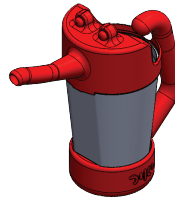
#	Part Name	Dimensions	QTY	Production technology
1	Body 1	Attaches is STL file	1	3D printing
2	Body 2	Attaches is STL file	1	3D printing
3	Glass	Shaker glass	1	50 ml shaker cup

Designed in Holon Institute of technology, israel, By:

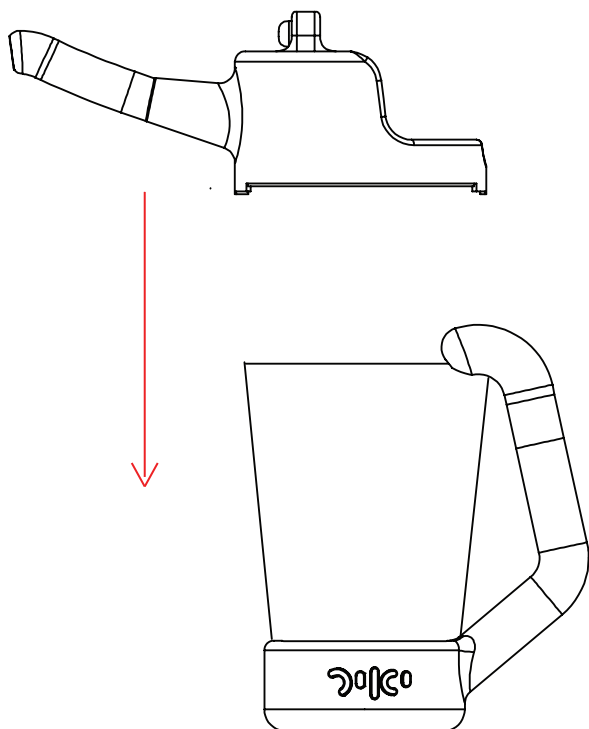
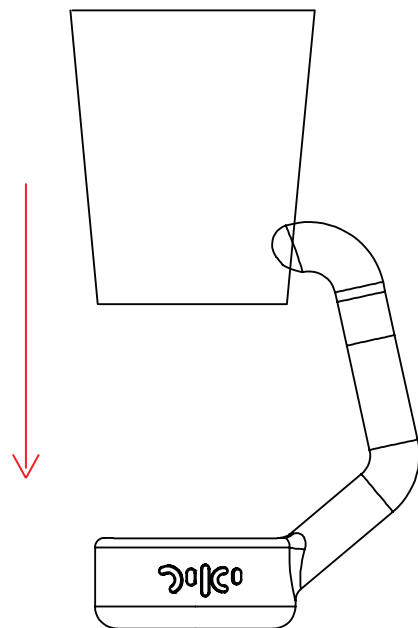
-Stav Arcusin, email: stavarcusin18@gmail.com

-Noa Viner, email: noa965@gmail.com

FIXPERTS/ Production instructions for: Limited grip Funnel



1 Insert the bottom of the cup into body number 1



2 Insert body number 2 into the upper part of the cup, lock the upper part with the handle of body 1